

DATE: 2013-8-20 (YY/MM/DD)

Customer :

APPROVAL SHEET

PRODUCT: AC ADAPTOR(RoHS Compliant)

MODEL: API324-1220

PART NO. ST-0230


V : A1

Receiver's stamp or signature

PLEASE APPROVE & RETURN BEFORE 2013-9-3
OR WE WOULD REGARD IT BEEN CONFIRMED.

RESPONSIBLE	APPROVED	ISSUED
		<i>nishuang</i>

ISSUES STAMP



Revised History

NO.	Revised Date	Description	Approved	Issued



Anthin Power Supply Co.,Ltd. (China)

TEL:+86-755-8980-7888

FAX:+86-755-8980-1111

<http://www.Anthin.cn>

info@anthin.cn

Anthin Japan Co.,Ltd. (Japan)

TEL:+81-45-730-5250

FAX:+81-45-730-5251

<http://www.Anthin.co.jp>

info@anthin.co.jp

Anthin	DESCRIPTION	SWITCHING POWER AC ADAPTER	SHEET NO.	1 OF 4
			VER:	A1
	MODEL NO.	API324-1220	PART NO.	ST-0230

1.INPUT REQUIREMENT

2.OUTPUT SPECIFICATION

3.MECHANICAL

4.RELIABILITY

5.ENVIRONMENT

6.OUTLOOKING

7.SAFETY

8.QC CHECK

9.DIMENSION

10.AC CORD

11.LABEL

12.PACKING

Anthin	DESCRIPTION	SWITCHING POWER AC ADAPTER	SHEET NO.	2 OF 4
			VER:	A1
	MODEL NO.	API324-1220	PART NO.	ST-0230

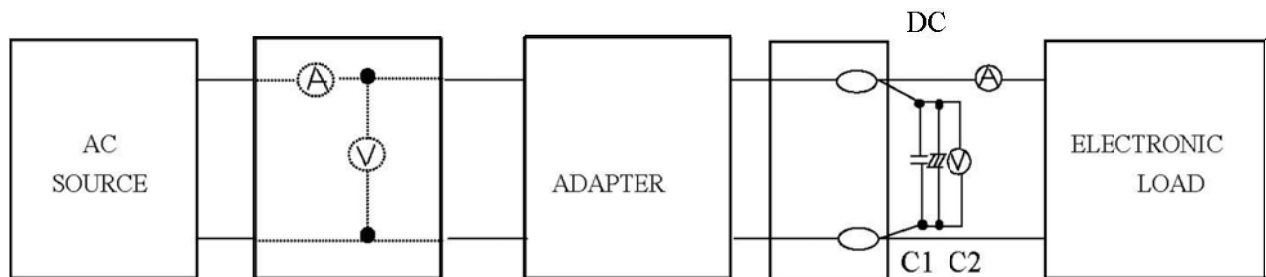
1.INPUT REQUIREMENT

ITEM	SPECIFICATION	MIN	TYP.	MAX
NORMAL AC INPUT VOLTAGE	SINGLE PHASE	100Vac	110Vac/220Vac	240Vac
AC INPUT VOLTAGE RANGE	SINGLE PHASE	90Vac	110Vac/220Vac	264Vac
AC INPUT FREQUENCY	SINGLE PHASE	47Hz	50/60Hz	63Hz
AC INPUT CURRENT	TYPICAL INPUT VOLTAGE& OUTPUT AT FULL LOAD.			550mA
AC INRUSH CURRENT	TYPICAL INPUT VOLTAGE& OUTPUT AT FULL LOAD , 25°C.			30A
EFFICIENCY	TYPICAL INPUT VOLTAGE& OUTPUT AT FULL LOAD	65%		

2.OUTPUT SPECIFICATION

ITEM	SPECIFICATION	MIN	TYP.	MAX
NORMAL DC OUTPUT VOLTAGE			12Vdc	
DC OUTPUT VOLTAGE RANGE	TYPICAL OUTPUT VOLTAGE $\pm 5\%$	11.4V		12.6V
LOAD CURRENT RANGE		0A		2A
PEAK LOAD CURRENT	TIME<60S			2.4A
RIPPLE	TYPICAL INPUT VOLTAGE , TYPICAL LOAD CURRENT , 25°C			120mV
HOLD-UP TIME	AT TYPICAL INPUT VOLTAGE AND FULL LOAD	10mS		
TURN-ON DELAY	TYPICAL INPUT VOLTAGE AND TYPICAL LOAD			1S
OVER CURRENT PROTECTION	AUTO RECOVERY			
SHORT CIRCUIT PROTECTRON	THE ADAPTER SHALL NOT DAMAGE BY SHORT THE DC OUTPUT TO GROUND			
OVER VOLTAGE PROTECTION			13.8V	18V

*TEST MEASURES



C1: 0.1uF CERAMICS CAPACITOR
C2: 10uF 50V ALUMINUM CAPACITOR

Anthin	DESCRIPTION	SWITCHING POWER AC ADAPTER	SHEET NO.	3 OF 4
			VER:	A1
	MODEL NO.	API324-1220	PART NO.	ST-0230

3.MECHANICAL

ITEM	SPECIFICATION OR TEST CONDITION	ACCEPTANCE CRITERIA
BENDING TEST	NORMAL TEMPERATURE THE CORD SHALL WITHSTAND WEIGHT OF 200g, SWINGING FROM LEFT TO RIGHT AT AN ANGLE OF 60 DEG. 1000CYCLE TIMES MIN. S/R SHALL WITHSTAND WEIGHT OF 1N. SWINGING FROM LEFT TO RIGHT AT AN ANGLE OF 60DEG. 1000CYCLE TIMES MIN. BENDING SPEED 40CYCLE/MINUTE	NO SHORT CIRCUIT NO BREAKAGE OF THE CORD
VIBRATION	FREQUENCY RANGE:10~55Hz AMPLITUDE:1.5mm ACCELERATION: 1G SWEEP 1 MINUTE FOR X,Y,Z,AXIS EACH	THERE SHALL BENO ABNORMALITY ON THE APPEARNCE STRUCTURE AND OPERATING

4.RELIABILITY

ITEM	TEST CONDITION	ACCEPTANCE CRITERIA
TEMPERATURE UP WITH TYPICAL LOAD	TEST THE SURFACE OF THE CASE WITH TYPICAL LOAD OUTPUT AND TYPICAL AC INPUT 50/60Hz	TEMPERATURE UP UNDER 35 DEGREES
HI-POT TEST	INPUT TO OUTPUT 3000Vac 3 SECONDS 5mA	NO DAMAGE
INSULATION RESISTANCE	INPUT TO OUTPUT,DC 500V	>100MΩ
MTBF	TYPICAL INPUT&FULL LOAD , 40°C(5V 1A)	50000 HOURS
LIFE	TYPICAL INPUT&FULL LOAD, 40°C TYPICAL INPUT&FULL LOAD, 25°C	1YEARS ABOVE 2YEARS ABOVE
BURN-IN	AT 30°C(±10°C),NORMAL INPUT VOLTAGE	2~4 HOURS

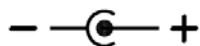
5.ENVIRONMENT

ITEM	SPECIFICATION OR TEST CONDITION	min.	typ.	max.
OPERATING TEMPERATURE		-10°C		60°C
STORAGE TEMPERATURE		-60°C		80°C
OPERATING HUMILITY	NON-CONDENSING	5%RH		90%RH
STORAGE HUMILITY	NON-CONDENSING	5%RH		90%RH

Anthin	DESCRIPTION	SWITCHING	SHEET NO.	4 OF 4
	N	POWER AC	VER:	A1
	MODEL NO.	API324-1220	PART NO.	ST-0230

6.OUTLOOKING

DIMENSION :96(L)X43.7(W)X27.8(H)mm
 WEIGHT :ABOUT 150g
 AC INPUT TYPE :日规 2PIN 八字尾 1.2M
 DC OUTPUT TYPE : 5.5×2.1×9.5 S头



DC OUTPUT CABLE	:USE UL 2468 20AWG WIRE	RoHS COMPLIANT
INDICATION	:LABEL	RoHS COMPLIANT
CASE MATERIAL	:94V-0 ABS+PC BLACK	RoHS COMPLIANT
PCB MATERIAL	:94V-0	RoHS COMPLIANT

7.SAFETY

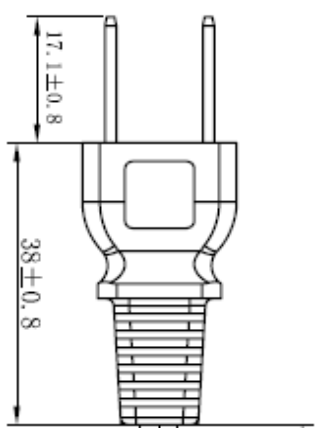
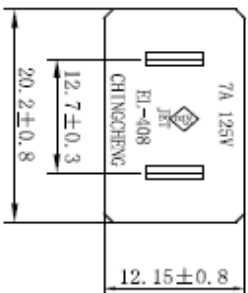
COMPLY SAFETY STANDARDS	STANDARD	FILE NO.
UL CUL		
PSE		

EMI
FCC CE

8.QC CHECK

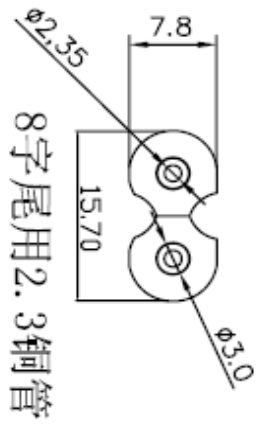
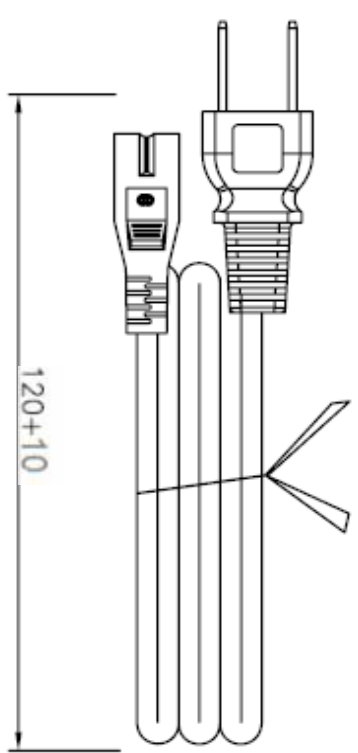

ALL OF THE QUANTITY SHALL BE CHECKED BEFORE SHIPMENT,CHECK ITEM AS BELOW:

- (1)DC PLUG POLE CHECK
- (2)OCP FUNCTION CHECK
- (3)DC OUTPUT VOLTAGE CHECK
- (4)HIPOT&INSULATION CHECK
- (5)OUTLOOKING CHECK

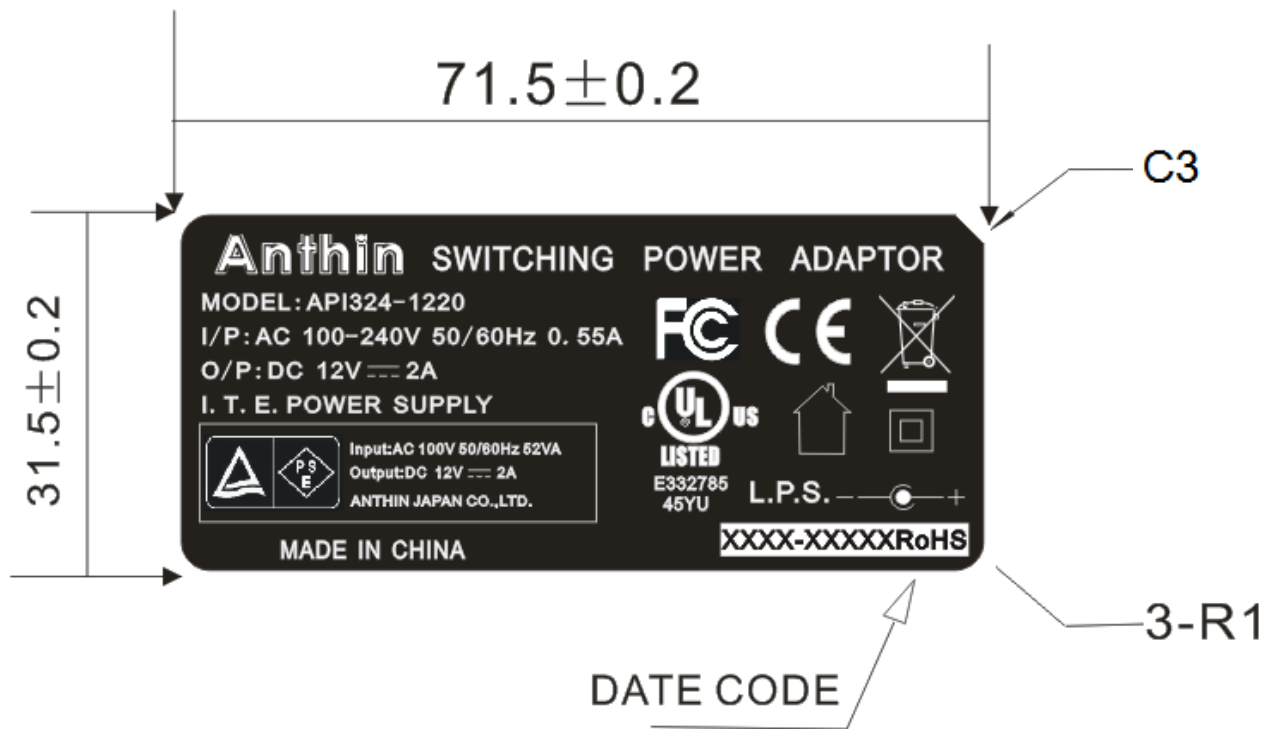


1200±50MM

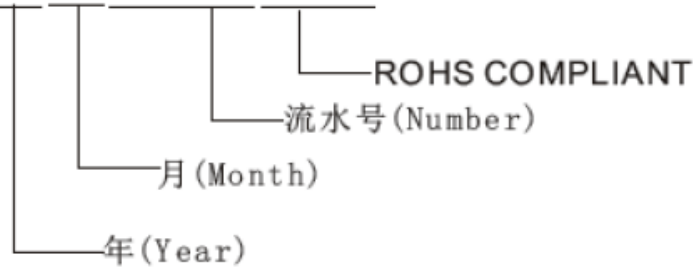
<PSE VPP 240.75mm 2



TOLERANCE				FINISH		NAME:	
L ≤ 4	± 0.03	± 0.08	± 0.1	± 0.2	XXXXXX	XXXXXX	(PSE JET) AC CORD
4 <math>< L \leq 30</math>	± 0.08	± 0.1	± 0.2	± 0.3			
30 <math>< L \leq 90</math>	± 0.1	± 0.15	± 0.3	± 0.4			
90 <math>< L \leq 300</math>	± 0.15	± 0.25	± 0.4	± 0.6			
300 <math>< L</math>	± 0.2	± 0.4	± 0.5	± 0.8			
DEC.	CHKD.	APPD.			UNIT	mm	REV
					SCALE	XXXX	A1
					REF.	XXXX	PART NO.
					REM.	XXXX	ST-0230



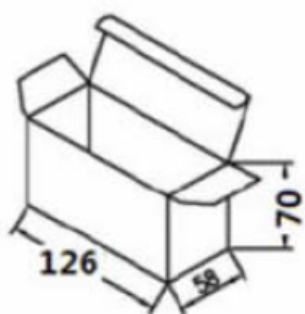
XXXX-XXXXXRoHS



NOTE:

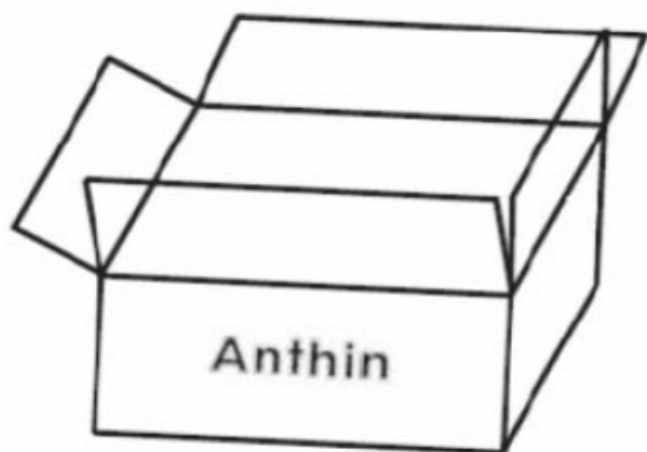
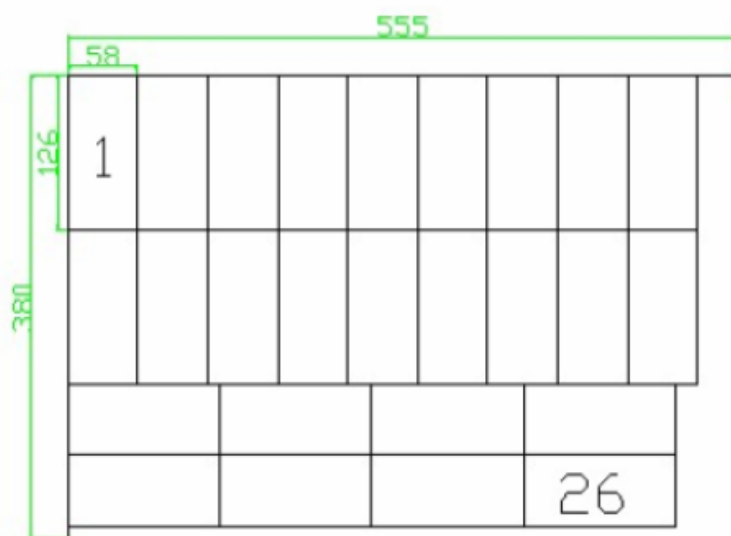

- 1.SILVER WORD(银字) ON BLACK BASE(黑底).
- 2.MATERIAL:PVC + MYLAR FILM
- 3.ROHS COMPLIANT.

TOLERANCE					FINISH	NAME: LABEL	
L ≤ 4	0.05	0.08	0.1	0.2		MATERIAL	QTY
4 < L ≤ 20	0.08	0.1	0.2	0.3	PART NO. ST-0230		
20 < L ≤ 50	0.1	0.15	0.3	0.4		UNIT mm	SCALE
50 < L ≤ 200	0.15	0.25	0.4	0.6	REF.	REM.	
200 < L	0.2	0.4	0.6	0.8			
DEG.	CHKD.	APPD.					
Anni							



成品1PCS+1条AC线装入小白盒
 小白盒材质 (450G)
 外径尺寸 : 长*宽*高
 L*W*H (126*58*70mm)
 TOLERANCE : ±1

WHITE INNER BOX+OUT CARTON
 WHITE INNER BOX OUT SIDE DIMENSION :
 L*W*H (126*58*70mm)
 TOLERANCE : ±1



每层装26个小白盒，共可装3层。

成品78PCS装入外箱
 外箱3段 : K=A
 外径尺寸 : 长*宽*高
 L555*W380*H236mm
 平卡尺寸 : 长*宽
 L535*W368mm

TOLERANCE					FINISH	MATERIAL	REV.	A1	NAME	12.PACKING
L<4	±0.05	±0.08	±0.1	±0.2						
4<L<20	±0.08	±0.1	±0.2	±0.3						
20<L<50	±0.1	±0.15	±0.3	±0.4						
50<L<200	±0.15	±0.25	±0.4	±0.6						
200<L	±0.2	±0.4	±0.5	±0.8						
DEG.	CHKD.	APPD.	SCALE	UNIT	mm					
Anni			REF.	DWG NO.					PART NO.	ST-0230